

# Health Center Fact Sheet: Demographics



**Delaware 2010**

*4 Grantees\*  
15 Service Delivery Sites  
33,123 Patients*

\* 3 Grantees as of June 2011, due the closure of Delmarva Rural Ministries' Kent Community Health Center

## Delaware Health Center Patients by Race/ Ethnicity, 2010

Race	Percentage
Asian	2.7 %
Native Hawaiian/Pacific Islander	0.3%
Black/African American	49.9%
American Indian/Alaska Native	0.1%
White	26.2%
More than one race	20.9%

Ethnicity	Percentage
Hispanic/Latino	44.8%

Source: HRSA, DHHS, 2010 Uniform Data System

## Delaware Health Center Patients by Gender, 2010

Gender	Total	Percentage
Male	12,466	37.6 %
Female	20,657	62.4%

Source: HRSA, DHHS, 2010 Uniform Data System

## Delaware Health Center Special Population Groups, 2010

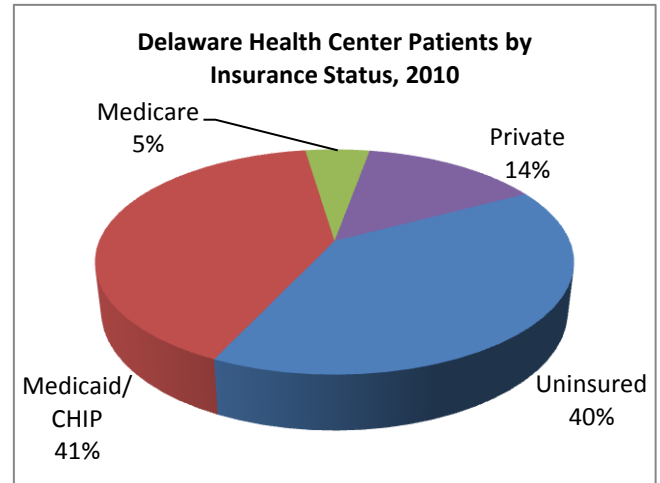
Special Population	Total	Percentage
Homeless	817	2.46%
Migrant/Seasonal Worker	149	0.44%
Veterans	358	1.08%

Source: HRSA, DHHS, 2010 Uniform Data System

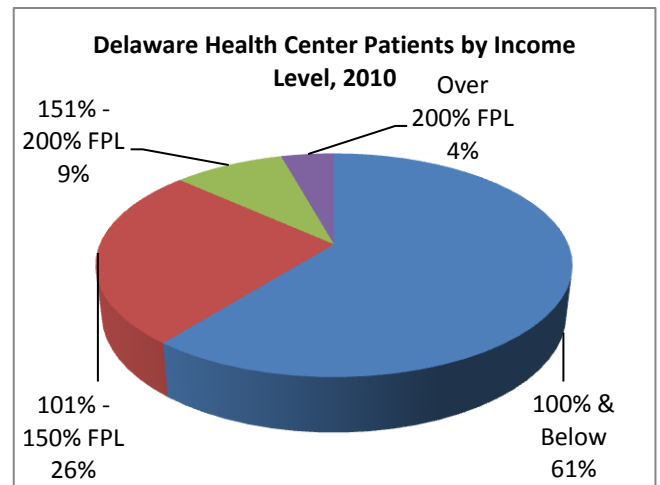
Note: This fact sheet includes data from Federally Qualified Health Centers (FQHCs) who meet federal health center grant requirements and are required to report administrative, clinical, and other information to the federal Bureau of Primary Health Care. Only FQHCs receiving federal health center grants report data, and therefore this fact sheet does not include data from FQHCs who did not receive these funds, known as FQHC Look-Alikes. Data reflected in this fact sheet may consequently underreport the volume of health care delivered by health centers.

For more information, e-mail [info@machc.com](mailto:info@machc.com) or visit [www.machc.com](http://www.machc.com).

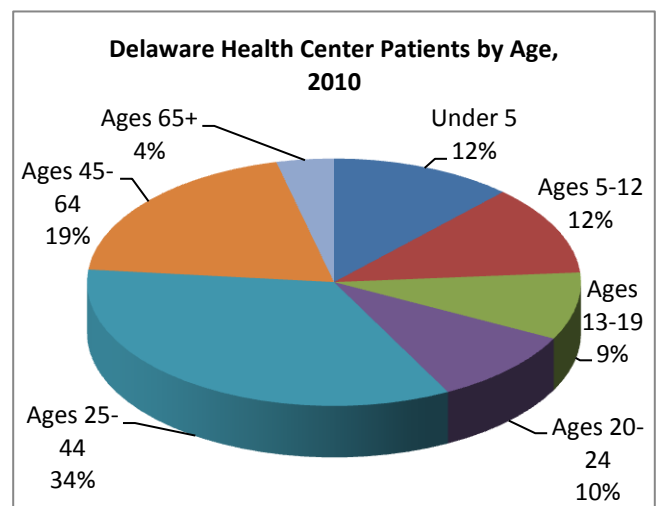
State Statistics can be found at <http://www.hrsa.gov/data-statistics/health-center-data/StateData/index.html>



Source: HRSA, DHHS, 2010 Uniform Data System



Source: HRSA, DHHS, 2010 Uniform Data System



Source: HRSA, DHHS, 2010 Uniform Data System