

DELAWARE HEALTH CENTERS

ACCESSIBLE

HIGH QUALITY

PATIENT CENTERED

AFFORDABLE



3 ORGANIZATIONS
14 SITES ACROSS DELAWARE



43 THOUSAND PATIENTS
163 THOUSAND VISITS

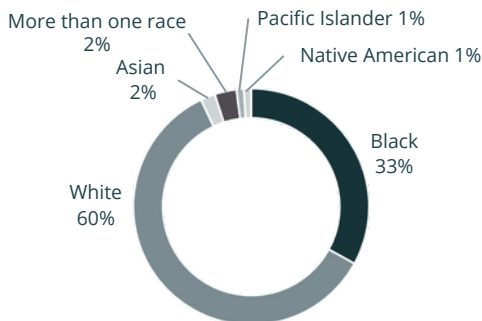
DELAWARE'S HEALTH CENTERS PROVIDE A RANGE OF MEDICAL AND SUPPORT SERVICES

Primary & Preventive
Obstetric & Gynecologic
Dental
Behavioral Health
Medication Assisted Treatment

Pharmacy
Laboratory
HIV-Related Services
Women, Infants & Children (WIC)
Nutrition Counseling

Interpretation | Translation
Transportation
Insurance Assistance
Sliding Fee Scale

RACE

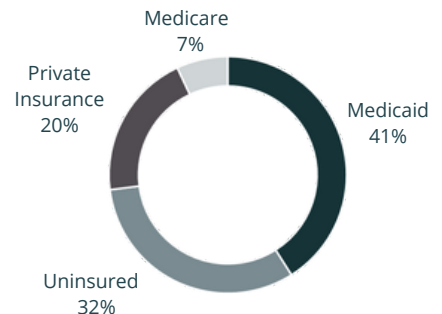


ETHNICITY

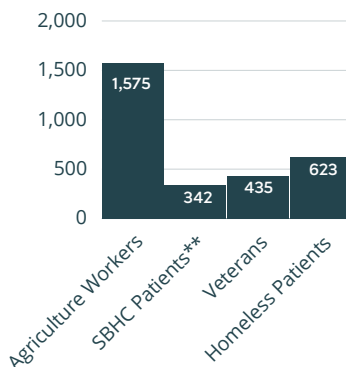


Nearly half
of patients are Hispanic*

HEALTH INSURANCE STATUS



SPECIAL POPULATIONS



POVERTY STATUS



10 in 10 (95%)
patients are at or below
200% of the federal
poverty level*

PATIENT GROWTH



13%
from 2011 to 2022

Sources: 2022 Uniform Data System, BPHC, HRSA, DHHS.

*Rates apply to patients who reported income and race/ethnicity in 2022

** School-based Health Center